



Tricycle Wire diagram



1. **Air pressure switch**, pls check direction, IN—OUT. Connect this switch to battery, red wire of battery. Turn screw, then wire is connected.



2. **Brake light switch.** Usually, it's assembled as Hand Brake or Foot Brake. Open brake light switch, connect as following.



3. **Front and Forwarder switch.** Connect wires as following instruction.



4.